


# Speech Bubbles/Writing a Story

I can use and correctly punctuate direct speech.


1. Look at the pictures of the two children from the story, Pippin and Zak.  
Add in the speech bubbles what you think they might say to their Mum, Mrs Floss.  
Remember you don't need to add speech marks into speech bubbles.



A large speech bubble with a tail pointing towards the character Zak. The bubble contains four horizontal lines for writing.




**Zak**



A large speech bubble with a tail pointing towards the character Pippin. The bubble contains four horizontal lines for writing.

2. Write the text in the speech bubbles as lines in the story.  
Don't forget to include the correct punctuation and a new line for a new speaker.



Five horizontal lines provided for writing the text from the speech bubbles into the story.



**Pippin**