

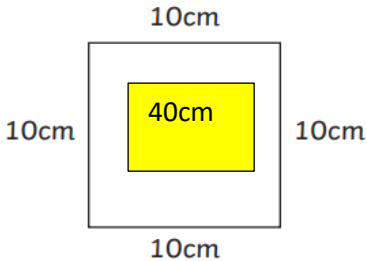


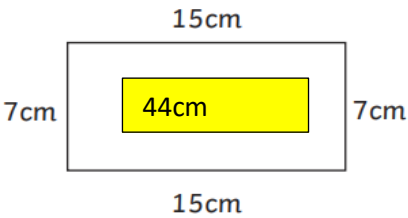
Summer Term Week 5 ANSWERS	<b>Thursday, 21<sup>st</sup> May, 2020</b> <b>Ascension Thursday</b>	XXI/V/MMXX 21/05/2020
9am	Morning Exercise! Click on and see Jo Wicks	
Morning Prayer  	<p>Today is a special feast day in our church. The feast of the Ascension. Forty days after the Resurrection of Jesus we remember when Jesus returned to his Father in heaven.</p> <p>Please log onto Our Lady and St Vincent's mass online (live stream). Fr Shaun has asked us to join him and Axcel.</p> <div style="border: 1px solid black; padding: 10px; margin: 10px 0;"> <p><b>Dear Lord Jesus Christ,</b></p> <p><b>right before your Ascension into heaven you told your apostles to be His witnesses to the ends of the earth upon receiving the Holy Spirit.</b></p> <p><b>May I be similarly inspired to spread your Gospel message in word and deed, according to your will for me. And may I do so joyfully, with your help, your guidance, and your grace!</b></p> <p><b>And remembering this glorious event, help me to seek what is above, Heaven, where you are seated at the right hand of God the Father!</b></p> <p><b>Amen.</b></p> </div> <p>I would like us to also pray for Megan and Fabian who have lost their pets recently. In class, during our act of worship, we would pray for them together. So please join your hands together and read this prayer aloud., offering them your comfort.</p> <p style="text-align: center;"><b>St Francis,</b></p> <p><b>you loved all of God's creatures. To you they were your brothers and sisters. Help us to follow your example of treating every living thing with kindness. For Megan and Fabian, their pet's gentle spirits will always be remembered. St Francis watch over Megan and Fabian's pets and keep their companions at your side.</b></p> <p style="text-align: center;"><b>Amen.</b></p>	<p>Log onto the spirituality blog for today, listen to Samuel, one of our Liturgy Leaders and do the activity on a painting by Giotto who was regarded as the most important Italian painter of the 14th century.</p>

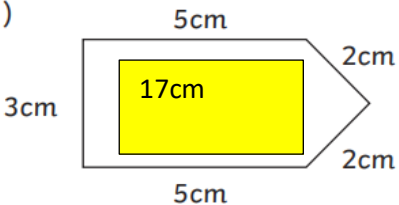


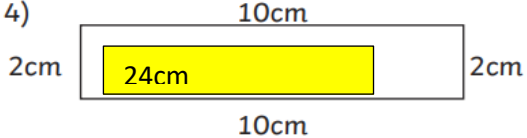
Maths Fluency  
Perimeter

Calculate the perimeter of each of these shapes. Write the answer inside the shape. Always check the units of measure and remember that these drawings are not to scale!

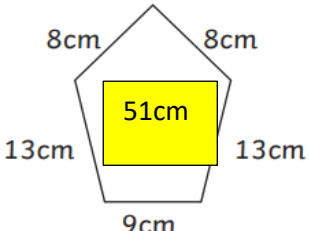
1) 

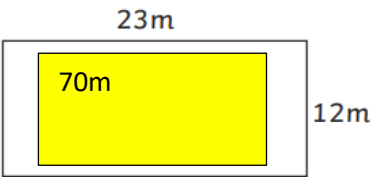
2) 

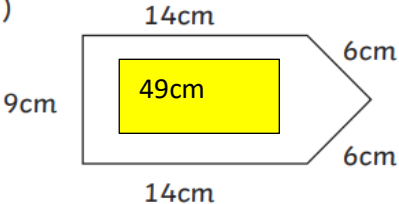
3) 

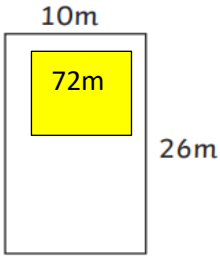
4) 

Calculate the perimeter of each of these shapes. Write the answer inside the shape. Always check the units of measure and remember that these drawings are not to scale!

1) 

2) 

3) 

4) 

Remember:

The perimeter of a shape is the distance all the way around the shape.

Make sure that you ALWAYS check the units of measure.

cm means centimetres.  
m means metres.


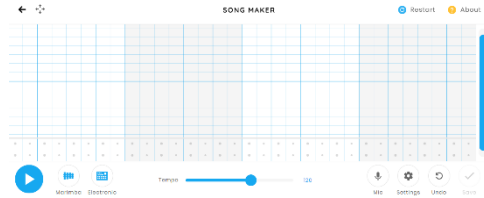

cm means centimetres.  
m means metres.

<p><b>Maths</b></p> <p><b>Main Activity</b></p>
---

**Activity One: Pounds and pence**  
<https://player.vimeo.com/video/405804568>  
 Watch the video and complete the worksheet attached.

Activity One: worksheet one  
Answer sheet

	<p><b>Activity Two: Convert pounds</b>  <a href="https://player.vimeo.com/video/413284193">https://player.vimeo.com/video/413284193</a>  <b>Watch the video and complete the worksheet attached.</b></p> <p><b>If you need to replay the video at any point, please do this. Take your time to ensure that you have followed the task.</b></p>	<p><a href="#">Activity Two: worksheet two.</a>  <a href="#">Answer sheet</a></p> <p>How did you get on?</p> <p>Remember, try activity 1 first of all. If there is an area that you are finding tricky, try activity 2 which will help recap on previous learning.</p>
<p><b>English Spellings</b></p>	<p>Look back at the spellings that you have been learning this week.          Imagine two piles:          The first pile contains the words that you can spell competently; the second pile contains the words that you still need to practise further.          Using the spelling strategies below, practise these spellings only and ensure that you can spell them. You can ask someone at home to test you.</p>	<p><b><u>Here are this weekly spelling's: Homophones</u></b></p> <p>weather, whether, which, witch, mist, missed, who's, whose, medal, meddle.</p> <p>Which spellings are you still finding tricky to learn?</p>
<p><b>English Grammar</b>  <b>WALT: understand quantifiers as determiners</b></p>	<p>Quantifiers are a type of determiner that we use when we want to give information about the number or amount of something; they tell us how much or how many. Choose one of the quantifiers from the list below that fits best in each sentence.</p> <p>three some many few fewer some more any</p> <ol style="list-style-type: none"> <li>There were only a _____ biscuits left in the biscuit tin.</li> <li>In the game, Aaron had _____ points than Chelsey. That's why he lost!</li> <li>José saw _____ dogs whilst walking in the park.</li> <li>There were _____ people in the swimming pool; it was almost full to capacity.</li> <li>"I want _____ chocolate!" shouted the toddler.</li> <li>"Are there _____ left?" asked Neeta.</li> <li>_____ people have blue eyes.</li> </ol>	<p><b><u>Challenge:</u></b></p> <p>many for some</p> <p>write sentences of your own using these quantifiers:</p> <p>There are <b>many</b> children in Year 4 working hard at home on their online learning.</p> <p>.....</p> <p><b>For some</b> families, laptops and ipads are being shared to access the school blog.</p> <p>.....</p> <p>I have <b>many</b> reasons for choosing red. One is, it is my favourite colour!</p> <p>.....</p> <p>You have written your own sentences....share these with us.</p>
<p><b>English</b>  <b>WALT: write a character description.</b></p>	<p>Watch this video: <a href="https://vimeo.com/23864606">https://vimeo.com/23864606</a></p> <p><b><u>Inference:</u></b>          Write the answer to these questions: -</p> <ol style="list-style-type: none"> <li>Why is the boy scared to go down the slide?</li> </ol>	

<p>Do you want to give him a name?</p>	<ol style="list-style-type: none"> <li>Did the slide end where you thought it would?</li> <li>How would you react in this situation?</li> </ol> <p><b>Main Activity:</b> Watch the video again. Write a character description of the boy at the start of the video. See below for pictures to help you.</p> <p>Here is the start of what could be written. <b>Be descriptive about this character!</b></p> <p>As <b>the boy</b> sat nervously at the top of the slide, his freckled cheeks blushed pink like a rose. He gripped the slide with his warm, sweaty hands until his knuckles turned white.....<b>keep writing!!</b></p> <p><b>Look below for the word list to aid you with your writing.</b></p> <div style="background-color: yellow; padding: 5px; text-align: center;"> <p>Email us your descriptive writing....we would love to read it!</p> </div>	
<p>Music</p> <div style="background-color: yellow; padding: 5px;"> <p>Send us your music composition – we can start to use them for the class prayer time.</p> </div>	<p>Last Week you explored the chrome music lab app. This week, I would like you to create your own piece of reflective music for our prayer times after half term. Remember, the music needs to be soft and calming to enable us to be still and allow Jesus to be with us while we pray.</p> <p><a href="https://musiclab.chromeexperiments.com/Experiments">https://musiclab.chromeexperiments.com/Experiments</a></p>	
<p><b>Nature Journal</b></p>	<p>Spend some time out in the garden or looking out of your window. What can you see? Look closely and draw something in detail – a bug or a plant or a piece of bark. Now add details and then research to find out more. Write down the information.</p>	<div style="background-color: yellow; padding: 5px;"> <p>What thing(s) did you draw when you looked or went outside?</p> </div>
<p><b>Reflection on my day</b></p>	<p>How am I feeling at the end of today?          What have I most enjoyed today?          What am I thankful for today?          When was I most peaceful today?          What are my hopes for tomorrow?</p> 	<div style="background-color: yellow; padding: 5px;"> <p>I hope that you had a chance to reflect on our day and you enjoyed</p> </div>

End of the day	<p>Have a lovely rest of the day</p> <p>If you are able to, join in with 8pm Clap for the NHS.</p>	

## Spelling Strategies

### Pyramid Writing

b  
be  
bec  
beca  
becau  
becaus  
because

### Rainbow writing

Write the word over and over again using different colours.

remember

### Create a mnemonic



### Sound Buttons

suppose

**\*\*Note, this may not work for words you cannot 'sound out'**

### Underline the tricky part

separate

library

naughty

### Look, Say, Cover, Write, Check

**Look** at the word

**Say** it out loud

**Cover** it up

**Write** it

**Check** whether it is spelt correctly



## Word list – years 3 and 4

accident(ally)	early	knowledge	purpose
actual(ly)	earth	learn	quarter
address	eight/eighth	length	question
answer	enough	library	recent
appear	exercise	material	regular
arrive	experience	medicine	reign
believe	experiment	mention	remember
bicycle	extreme	minute	sentence
breath	famous	natural	separate
breathe	favourite	naughty	special
build	February	notice	straight
busy/business	forward(s)	occasion(ally)	strange
calendar	fruit	often	strength
caught	grammar	opposite	suppose
centre	group	ordinary	surprise
century	guard	particular	therefore
certain	guide	peculiar	though/although
circle	heard	perhaps	thought
complete	heart	popular	through
consider	height	position	various
continue	history	possess(ion)	weight
decide	imagine	possible	woman/women
describe	increase	potatoes	
different	important	pressure	
difficult	interest	probably	
disappear	island	promise	

Use this word list to assist you with your character description writing.