
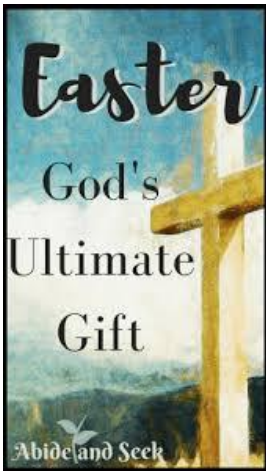



	Year 4 Class Learning <u>Wednesday 22nd April</u>	<u>22/04/20</u> <u>XXII/IV/MMXX</u>
9am	PE Morning Workout with the body coach, Joe Wicks If you can log onto this for 30 minutes first thing, that would be great!	
Morning Prayer	<p>It is the <b>Second week of Easter</b>.</p> <p>We can ask God to be with us in these difficult times by saying this Easter prayer from CAFOD.</p> <div> <div> <p>Recreate the world Creator God, Because of your abundant love you chose to bring light and order into the formless void, to create a world of unsurpassed beauty and you saw that it was good. We ask that you continue to recreate the world with that same attentive love, to bring light into today's ever increasing chaos and darkness, where we have failed to be stewards and carers of your creation. Replenish our hearts, so that we too can renew the face of the earth. Amen.</p> </div> <div>    </div> </div>	If you are able, sit quietly with some gentle music playing and pray.
Spellings and handwriting	<p>WEEK 1: Words with the s sound spelt sc science, scientist, scene, scenic, scissors, ascend, descend, scent, scented, crescent.</p> <p>Use the small pieces of paper you wrote your spellings on, to practice them.</p> <p>Log onto spelling frame to practice sc words:  <a href="https://spellingframe.co.uk/spelling-rule/21/18-Words-with-the-sound-spelt-sc-(Latin-in-origin)">https://spellingframe.co.uk/spelling-rule/21/18-Words-with-the-sound-spelt-sc-(Latin-in-origin)</a> </p>	
<p>Reading</p> <p>What did you read over the Easter holiday? Tell us about it!</p>	<p>Sit quietly and read your reading book. Once you have read for 10-15 minutes, write into your log the name of your book and what page you are up to.</p> <p><i>Were there any tricky words that you came across? Remember to look up this/these word(s) so you can find out their meaning.</i></p>	

Read Theory	Log onto your Read theory account and have a go at the comprehension activities. We are checking everyone's accounts daily.	
English Grammar  <u>Text Focus</u> <b>Collective nouns</b>	<p><b><u>WALT: use collective nouns in sentences.</u></b>  To make out writing more interesting, we can use different types of nouns. This helps us to avoid repeating words and gives our writing more meaning,</p> <p><b><u>Collective nouns</u></b> refer to a group of things or people, for example:  litter of puppies      crowd of people      line of children  range of mountains      cloud of dust      swarm of bees</p> <p><b>TASK</b> Copy and complete the following short paragraph using the words below:</p> <p>packet      flock      bunch      flight      pair</p> <p>Kim sat in her bedroom and looked out of the window. In the blue sky, she saw a huge _____ of birds flying high. She ran down one _____ of stairs to the kitchen, to find her dad. He was washing a _____ of grapes for their snack but agreed to go outside to see the birds. Kim put on a _____ of trainers and picked up a large _____ of birdfeed to bring outside.</p> <p><b><u>Challenge</u></b>  Write a short paragraph of your own that includes five collective nouns. Be as inventive as you wish!  You can use the collective nouns above or research some of your own interesting ones!</p>	
English	<p><b><u>WALT: edit a section of a narrative, focusing on settings</u></b></p> <p>Now look at the piece of writing that you did for your setting and do the following:</p> <ol style="list-style-type: none"> <li>1. Read it. Does it make sense?</li> <li>2. Check your spellings carefully.</li> <li>3. Add to or change your work to make it better.</li> <li>4. Can you read your work to someone? Ask them if they can picture the place in their mind or have you forgotten some details.</li> </ol> <p>Well done!</p> <p>Look again if you need to, at the video clip of Tudor London and pretend you are there!  <a href="http://www.openculture.com/2013/11/fly-through-17th-century-london.html">http://www.openculture.com/2013/11/fly-through-17th-century-london.html</a></p>	<p><b>Remember:</b></p> <p>Edit your work as neatly as you can.</p>

**Maths:**  
Fluency

WALT: complete subtraction and addition with accuracy

Answer these calculations.

Write them carefully into your book, using one square for one number.

Be careful as some are addition and some are subtraction!

	H	T	O				H	T	O		
	2	9	0				6	3	4		
-	1	7	0				+	3	6	4	

$$284 - 123 =$$

$$770 + 121 =$$

$$349 + 250 =$$

$$867 - 534 =$$

$$797 - 362 =$$

$$575 + 324 =$$

$$948 - 522 =$$

$$461 + 411 =$$

Use one square for one number

**Activity:**  
Times tables

Practice your times tables

Log onto Maths Chase and practise your 3, 6 and 9 times tables.

Log your personal best timings in your maths books!

<https://www.mathschase.com/times-tables/>

Or try using Maths Frame

<https://mathsframe.co.uk/en/resources/resource/477/Multiplication-Tables>

Check by the adjust difficulty click on only the 3, 6 and 9 times tables.

**Symmetry**

WALT: recognise lines of symmetry in different shapes

Investigate symmetry of shapes to find shapes with different numbers of lines of symmetry.

Choose and draw different shapes. Use a ruler and squared paper from your maths book to help to draw them accurately and cut them out. Investigate how many lines of symmetry they have.

**Task**

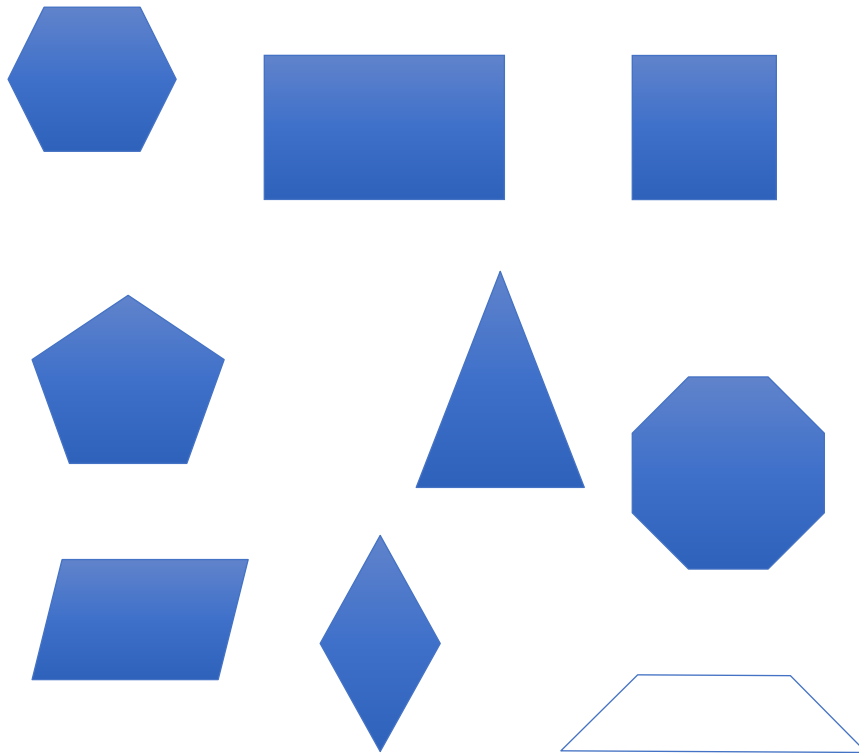
In your maths book

Draw and label a shape with only one line of symmetry.

Draw and label a shape with only 2 lines of symmetry.

Draw and label a shape with four lines of symmetry.

Here are some examples of shapes you could investigate with:



Shape Vocabulary:

hexagon, pentagon, trapezium, octagon, triangle, square, rectangle, rhombus, kite

Science  
Animals  
including  
Humans

**Animals including humans**

Our new Topic!

WALT: recognise the different types of teeth we have and their functions.



This diagram shows the four types of teeth that humans have.

	<p>Watch the Teeth Song to learn about your teeth</p> <p><a href="https://www.youtube.com/watch?v=XdkOQJTei6c">https://www.youtube.com/watch?v=XdkOQJTei6c</a></p> <p><b><u>Task</u></b></p> <ol style="list-style-type: none"> <li>1. Look in the mirror to help you to draw the bottom set of teeth that you have.</li> <li>2. Label your teeth.</li> </ol> <p>Use information from the video or your own research to answer these questions.</p> <ol style="list-style-type: none"> <li>3. What are incisors like and what are they for?</li> <li>4. What are canine teeth like and what are they for?</li> <li>5. What are pre molars and molars like and what are they for?</li> </ol>	
	<p>Today, think about somebody you have not spoken to for a while and write them a letter/call them/write a prayer for them.</p> <p>Have you had a go at the other activities on the class page ....Be Creative! Do! Investigate!</p>	